

32 - 33

campagnano la storta

22,7 km

Pilgrimage is not only travelling around the world, it is also an inner journey into oneself.

Step 32

Lodging

Interesting facts

Ignatian Tips

Autobiography

Comments

Step 32

Another stage to enjoy the landscape, the trees and the fields. If you make the pilgrimage in spring, the profusion of poppies and daisies cover the green grass. And if you are lucky enough to walk on a sunny day, the blue sky is the perfect spiritual companion. The terrain is not as flat as in the previous stage, so today you sweat a little more than yesterday, with not very steep climbs, but they cost a little when going with a loaded backpack. Do not count on finding sources, so it is better to fill the bottles when passing through the villages. The visit to the Sanctuary of Our Lady of Sorghum is a moment of inner peace that is appreciated.

We leave from Porta Romana, next to the Biblioteca Comunale, and head towards Strada Provinciale 10^a, which takes us out of Campagnano. After 1.4 km we leave the road and continue along another road that starts on our right, next to a sports field and we start with the first climb. A path marked Via Francigena allows us to walk off the asphalt road, but only for a few minutes, because again in a few meters we are on the asphalt.

The climb is quite steep, but short. In 500 m we turn right, following the signs and then, when we reach the highest point, we take a road to the left, which descends towards the Santuario del Sorbo. We continue on the same asphalt road, enjoying the views and the descent, paying attention to the signs that indicate the Santuario del Sorbo. In 4.5 km we are in the sanctuary that is located at the end of a short climb. After visiting it, we return to the asphalt road and continue descending towards a beautiful field that, in spring, usually has horses and cows grazing. We are in the Veio park. Here we find a sign for Via Francigena that tells us that we are already in the Comune di Roma, and only 36 km from Rome.

We continue up the road and we find the first residential areas of the village of Formello. After passing a parking lot on our right, in 1 km we reach a square with a fountain and from where we can see Formello in the valley. Descend towards the center of the town and, following the signs for Via Francigena, you will reach Piazza Donato Palmieri. We enter the oldest part of Formello, crossing the arch of the walls, passing by Palazzo Chigi and along the narrow Via del XX Settembre we descend towards the end of the village. Beautiful stone houses, small, cobbled streets and terraces with flowers testify to the nobility of this village. We go down a flight of steps, which is the exit on foot from the village, turning right when we reach the road and then taking a path to the left that goes to Fontana Rutola. The road is well marked as Via Francigena.

In 1.5 km we follow the dirt road that turns left and walk between fields, with some shade. In 1.2 km we return to the asphalt and turn left. We follow the asphalt road for 800 m and turn right again onto another asphalt road. In 1 km we turn right again and in 100 m we turn left, following the asphalt road that will take us to a bridge over the highway. We cross it and in 500 m we turn 90 degrees to the right on a dirt road. At the end of the dirt road and a large field, we reach a crossroads and turn left. The Via Francigena markers indicate the direction. The asphalt road turns into a dirt road and then into a path that takes us into the Veio Regional Park. Breathtaking scenery in springtime that will delight the eyes of the pilgrims and cheer up their tired legs in the successive ascents and descents of the hills near La Storta. Until the end of the stage, we will have to accept the climbs. Etruscan caves and tombs are located in this part of the park.

In 3.5 km from the previous crossroads, we reach a gate that connects us with a new dirt road, which we follow to our right, but only 200 m, because at the fork

we turn left to go into the fields. On our left we can already see the houses of La Storta. In 1 km we reach a natural waterfall and an old mill that used water as motive power. Cross the bridge over the waterfall and continue straight on, climbing towards the houses of La Storta. After 600 m of ascent, turn right and continue climbing towards La Storta, through the streets of the residential area. After 1.5 km of moderate ascent, but which is felt in the tired legs, we reach a crossroads and leave Via dell'Isola Farnese to continue straight on Via Sem Benelli and head along this road with little traffic (it is cut off at the end) towards Via Cassia, where one of the possibilities for accommodation in today's stage is located, the Casa Nostra Signora degli Exercizi Spirituali. We pass in front of the entrance and continue along Via Cassia, straight ahead, in the direction of the Cappella della Visione of St. Ignatius, near the parish of the Sacred Heart of Jesus and Mary. Between the Casa di Nostra Signora and the Cappella della Visione we have 1.7 km walking along Via Cassia.

Lodging

FORMELLO

Il palazzetto sulla francigena - Via Nazario Sauro, 30 - Tel: +39 3337895953 - ilpalazzetto30@gmail.com

Il Rosciolo sulla Francigena - Via del Rosciolo 3 - Tel: +39 3337895953 - lrosciolo3@gmail.com

Ristorante La Cantina - Via XX Settembre 17 - Tel: +39 3804790990 - info.ristorantelacantina@gmail.com

ISOLA FARNESE - LA STORTA

Ostello di Apollo - loc. La Storta, P.za della Colonna, 8 - Tel: +39 0630890595 - info@tempiodiapollo.com Sotto al Castello - Via dell'Isola Farnese 175 - Tel: +39 3336727228 - silva.sgalippa50@gmail.com

I Casali del Pino - Via Giacomo Andreassi, 30 - Tel: +39 0698263700 - info@icasalidelpino.it

Base Scout La Valletta - Via della Storta, 783 - info@basescoutlavalletta.it

Casa Nostra Signora. Via Cassia 1826. Tel: +39 06 3089 0863 // +39 338 6052

781 // info@casanostrasignora.it

Luggage transport on the Via Francigena Viterbo Rome

Bags Free <https://www.bb-booking.com/book/> Booking Bags Free booking@bags-free.com

Associazione Mediterraid Cammina. francigena@mediterraid.it

Francigena Taxi (en italiano: +39 338 2868402; en inglés +39 331 6004 982)

www.viafrancigena-viterbo-roma.it

Interesting facts

FORMELLO

It is located in the Lazio region, in the province of Rome. With a population of 13,000 inhabitants, Formello combines the tranquility of a small town with the rich history and culture of the region. Formello's history dates back to Etruscan times, and, also like the other towns in the area, during the Middle Ages the town gained importance as a stop on the Via Francigena. Formello was also dominated by various noble families, including the Orsini, who left a significant mark on its architecture and urban development. The name «Formello» derives from the Latin «forma», which refers to the canals that the Etruscans built to drain water from the land. Formello is known for its equestrian tradition and organizes annual events related to horses and horseback riding. Places of interest include:

1. Palazzo Chigi: This Renaissance palace, built in the 16th century, is one of Formello's most important monuments. It houses the Palazzo Chigi Museum, which exhibits art and artifacts of local history.
2. Chiesa di San Lorenzo Martire: A historic church with impressive architecture and beautiful frescoes. It is a testament to the faith and religious art of the region.
3. Historic Center: Strolling through the cobblestone streets of Formello's historic center is like stepping back in time. With its charming squares, ancient buildings and authentic atmosphere, it is a perfect place to explore.

4. **Santuario della Madonna del Sorbo:** A hilltop sanctuary offering panoramic views and a serene setting for meditation and prayer. The place has been inhabited since the Middle Ages, but the first news date back to 996 when it is mentioned as a «castellum» (castle), perhaps as a result of the Saracen invasions of the tenth century. During the 11th-14th centuries the castle belonged first to the Monastery of St. Paul and then to the Orsini family. By 1427, however, it would have been abandoned, and it was then that Pope Martin V allowed the Carmelite Friars to erect a monastery in the primitive church dedicated to Beatae Mariae Castri Sorbi, which became a pilgrimage shrine dedicated to the Virgin. The Marian cult was probably energized through the legend that tells of a guardian without hands who took care of the pigs that grazed in the Sorbi Valley. One day, while looking for one of the sows that had wandered away, he found it next to a bush, where the Virgin appeared to him. The Virgin, holding out her hand to the young man, said to him: «Go and convince your people to build a shrine on this hill. Whoever comes here in procession will have my grace. If they do not believe you, show them your hand.» Miraculously, the shepherd's hands had appeared in his one-armed arms. The Sanctuary consists of the monastery, which was renovated until the 18th century, and the church, which dates back to the 15th century. Two altars date back to 1682 according to a project by Carlo Fontana. Of value is the painting of the Madonna and Child (XI-XIII century), today preserved in the Parish Museum of Campagnano.

LA STORTA

It is a small fraction of the municipality of Rome. With a population of approximately 10,000 inhabitants, La Storta is located about 15 kilometers northwest of the center of Rome, offering a quiet and residential environment, close to the vibrant Italian capital. The history of La Storta is closely linked to its strategic position on the ancient Via Cassia, one of the main Roman roads connecting Rome to northern Italy. During the Middle Ages, La Storta developed as an important stop for travelers and pilgrims on their way to Rome. The proximity to the eternal city has influenced its growth and development over the centuries. The name «La Storta» is derived from the Italian «storta», meaning «twisted» or «curved», probably in reference to a notable curve in the ancient Via Cassia. We highlight one place of interest, the Chiesa della Visione di

Sant'Ignazio. This small chapel commemorates the vision of St. Ignatius of Loyola and is a place of pilgrimage for those interested in Jesuit history and Ignatian spirituality. The nearby parish church of Sacri Cuori di Gesù e Maria holds the keys to the chapel.

Pilgrimage Point: La Storta is known for its connection to St. Ignatius of Loyola and his mystical experience on the road to Rome. In November 1537, St. Ignatius of Loyola, before founding the Society of Jesus, had a significant mystical experience at La Storta. While traveling to Rome with two companions, Fr. Laínez and Fr. Fabro, Fr. Ignatius stopped at La Storta, where he had a vision in which he saw Christ with the cross and heard the words, «I will be propitious to you in Rome.» This experience confirmed his mission and the foundation of the Society of Jesus, marking a turning point in his life and in the history of the Jesuit order.

Ignatian Tips

Following the outline of the stages of the Ignatian Way in Spain, we offer here some brief prayer notes to center the day in the presence of the Lord Jesus, on the road to Rome.

Notes: We begin our meditation by focusing on the goal of our pilgrimage with the opening prayer: «May all my intentions, operations and actions be ordered to show forth the glory of God and my life be oriented only to the praise and service of my Lord». We desire guidance, we want to order ourselves to the greater good.

Grace: Ask to receive the grace to be able to serve God every day of our life, in the daily and simple, as well as in the highest decisions and actions.

Reflections: Nearing the end of this pilgrimage, almost reaching the Eternal City, we may feel a little dizzy thinking about the return to daily life, far from the routine that the pilgrimage has imprinted in our hearts. What will our life be like? What awaits us? How will we react? In La Storta, Ignatius confesses these fears to God, feeling the uncertainty of what awaits him in Rome. God's answer reassures him: «I will be favorable to you». Ignatius feels that the Lord will not abandon him and that he will help his companions in some way. Even if everything seems to be a complication and an obstacle, God's grace will not fail. Jesus counts on us and sends us out into the world, to serve in mission and He accompanies us. In our

weakness, the love and presence of the Lord comforts and encourages us, whatever happens. How am I going to face my future?

Scripture:

John 8:1-11: Jesus knows us, he knows our weaknesses, our sin, and yet he does not condemn us. Jesus is always favorable to us. Jesus does not abandon anyone but joins us on our journey.

Mark 7:31-37: It is Jesus who opens our eyes and ears so that we can proclaim his word. With Jesus all things are possible.

Matthew 7, 7-11: Ask and it will be given to you. God hears us and desires to help those who build good.

Final colloquy: Ignatius invites us to deepen our friendship with Jesus. As one friend talks with another, comment with Jesus on the doubts, fears and difficulties you feel within yourself. Also be grateful and show your joy for all that you now see and understand. Finish with an Our Father.

Autobiography

We continue our Ignatian pilgrimage. Here we select three texts, one from the Autobiography and another from the *Life of Father Ignatius* according to one of his first companions, Father Gonzalo de Cámara SJ, and another from Father Pedro Arrupe SJ.

Autobiography: «Then, when the year was over, and no passage could be found, they decided to go to Rome, and the pilgrim also wanted to go, because the other time, when the companions went to Rome, those two of whom he doubted, showed themselves very benevolent. They went to Rome, divided into three or four groups, and the pilgrim with Faber and Laínez; and on this journey he was very especially visited by the Lord. He had determined, after he had become a priest, to go a year without saying mass, preparing himself and praying to the Virgin that she would place him with her Son. And being one day, some miles before arriving at Rome, in a church, and praying, he felt such a mutation in his soul and saw so clearly that God the Father was placing him with Christ, his Son, that he would not have the courage to doubt this, but that God the Father was placing him with his Son.»

Gonzalo de Cámara sj: «When the Pilgrim was told that Laynez had related other details, he replied: «All that Laynez said about the matter is true. For my part, I do not remember the details; but,» he added, «I know with certainty that when I told what happened I told nothing but the truth. These were his words about the vision. He referred me to Laynez to verify what he narrated.»

Pedro Arrupe SJ: «At the Storta Ignatius feels deeply that his vocation is to be a companion of Jesus, and that the Trinity accepts him to serve as a servant of Jesus. It is the Eternal Father himself who imprints this acceptance in the soul of Ignatius and promises him his special protection by saying to him those words kept by Laínez: «I will be propitious to you in Rome», or the expression, even stronger and more meaningful, that we read in Fr. Nadal and Fr. Then turning to Jesus Christ, who shows himself burdened with the cross, the Eternal Father says pointing to Ignatius: «I want you to receive this man as your servant», to which Jesus responds looking at Ignatius: «I want you to serve us».»

Comments

Leave a Reply

Your email address will not be published. Required fields are marked *


Comment *

Name *

Email *

Website

Δ



Bicycles: Follow the Via Francigena signs for bicycles, which do not always follow the dirt roads of the hikers. Mostly asphalt and some dirt road. On some trails you will have to push your bike if you follow the footpath.

Santuario del Sorbo: 5,4 km

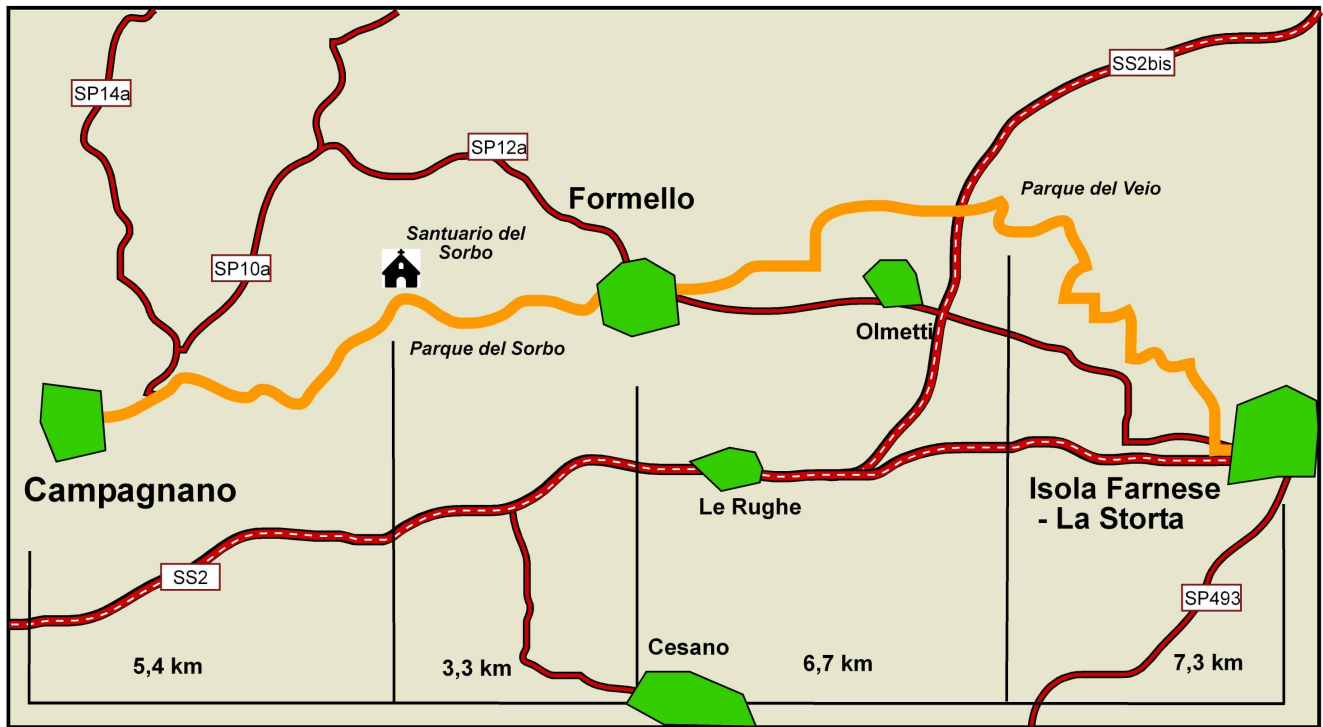
Formello: 8,7 km

Parque del Veio: 15,4 km

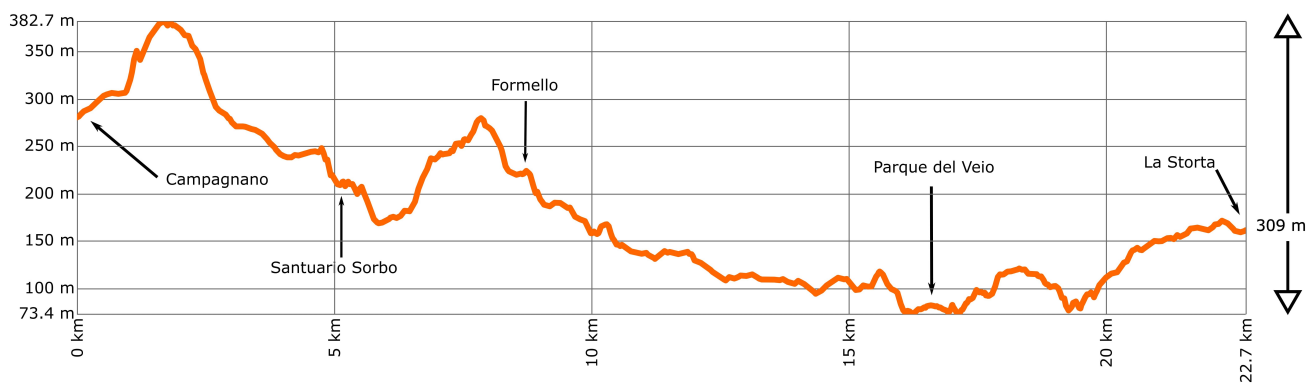
La Storta: 22,7 km

Trail

Step's sketch



Altimetry




The weather in La Storta

[view trail in wikiloc](#)

[download gps](#)


Galery

Step's Photos

















































































[previous step](#)

[next step](#)