

16-17

Zaragoza Fuentes de Ebro

30,2 Kms

However great your poverty, spare no expense that nothing may be wanting for the welfare of the sick.

Step 16

Lodging

Interesting facts

Ignatian Tips

Comments

Step 16

The starting point is the Basilica of the Pillar and we head towards the promenade by the Ebro river, leaving it on our left the whole time. We walk along the Paseo de Echegaray y Caballero, under the bridge of Camino de las Torres, until we pass under the bridge of the Ronda de la Hispanidad and then we go straight along the dirt path called «Camino Natural La Alfranca». We are guided securely by the signs marking the GR-99 and the posts pointing towards La Alfranca.

Five km from Zaragoza we pass under the Z-40 bridge. We continue by the river, avoiding the side paths. With the river beside us, we reach a crossroads where we turn 90 degrees to our right: it is well marked and the bell tower of Cartuja Baja can be seen just 800 m ahead of us. We reach the main façade of the Cartuja and turn right, taking the Camino de los Muros (Camino of the Walls), which will lead us towards Burgo de Ebro. We take the dirt road that opens before us and we follow it for 500 meters till cross a tunnel.

Continue straight on the dirt track. The road forks: we go up to the right, following the GR signs. Keep ahead, without turning on any side road. After 2 kilometres we meet the railway and the highway on our right. Pass close to them

by a bridge and then continue straight on. We are in the industrial zone of Galacho.

We go straight on, parallel to the highway. We arrive at a roundabout. If we were to go under the highway we would enter the town of Torre de Barracón, but we will not. However, we go straight on, parallel to the highway, which ends here and becomes the N-232 road. Following it, we reach Burgo de Ebro

The same Castellón road that allowed us to leave Zaragoza is the one that takes us to Burgo, going through it from one side to the other one. We take the same road, and at the exit, next to some sport facilities (swimming pools, football ground), a track road starts on the left, leading to a pinewood park. After that we continue straight up on our right. In 1 kilometre we come to a fork with an electrical tower: we take the road to the left. We carry on walking on the way that turns into a wide bend to surround the residential area of Virgen de la Columna, whose shrine is on our right.

We pass near the archaeological site of La Cabañeta, where Roman remains from the second century BC were found. We leave them on our left. We continue straight on. At the crossroads we continue straight on. We pass under the bridge that carries the ARA-1 highway across the irrigation canal that is right on our left.

We enter the industrial park «The Espartal». We follow the canal which is always on our left. When we reach a small bridge over the canal, we take the asphalt road that starts on our right. We are in the «Cañada Real las Peñas».

At the end of the industrial park the road turns right, but we continue straight ahead and we cross the water canal. We can see Fuentes de Ebro in front of us. We will follow the same dirt road straight ahead to the town until we find a paved bridge crossing the railway line. We do not cross it but at 250 metres from the bridge, on our left begins a road which guides us directly to the town.

The road leads us to the railway line. We follow the tracks in the direction of Fuentes. We pass between two buildings and approach the bridge over the railroad. We cross it and enter the town.

Continuing along Francisco de los Ríos street, we find the N-232 which goes through the village.

Lodging

FUENTES DE EBRO

City Hall . Tel: 976 169 100.

Hostal Elena** . Avda. Santiago Lapuente 9-11, Tel: 976 160 267 / 628 478 199.

Hostal Patio** . Calle de los Sitios 37, Tel.: 976 161 065

Hostal San Miguel . Calle de Trinque 8, Tel: 976 169 071

Hostal Texas . Mayor 15, Tel: 976 160 419.

Taxi Taxiva . 627 57 42 90

ZARAGOZA

Cooperativa de Auto Taxi . Tel: 976 751 414

Radio Taxi 24h . Tel: 976 424 242

Interesting facts

LA CARTUJA: At one time a monastery dedicated to the Immaculate Conception (17th century). Today the galleries of the cloister are streets and the cells of the Carthusians have become dwellings. It contains a restaurant, health centre, supermarket and bank.

BURGO DE EBRO: In this small town one can find a restaurant, health centre, pharmacy, supermarket and bank.

FUENTES DE EBRO: It is worth paying a visit to the church, dedicated to St. Michael the Archangel, with a beautiful Eucharistic monument to Holy Thursday (18th century) in the chapel of Our Lady of the Rosary. With around 4,600 inhabitants, it offers restaurants, pharmacy, health centre, supermarkets and bank.

Ignatian Tips

Notes: We continue our journey with Jesus, so we may see Him more clearly, love Him more deeply, and follow Him more closely. We now enter into the “third

week” of our interior pilgrimage. Remember the “introductory prayer” before beginning prayer as well as during the day. Remember that the final conversation with God at the end of prayer becomes very important. We beg to grow in our interior knowledge of Jesus who strengthens our commitment to life. We discuss all of this with our “friend” Jesus in the dialogue at the end of prayer, as well as throughout the day.

Grace: I beg the Father to draw me closer to Jesus so I may hear and understand His challenge, thrill to the adventure he invites, and ardently desire to serve Him and His people, all the while sharing His lot and His suffering.

Reflections: The gospels tell us that, as Jesus walked along the Sea of Galilee, He called two disciples who were casting their nets into the sea. “Follow me, and I will make you fishers of all people.” They immediately left their nets and followed Him. So mysteriously compelling is this

Jesus, we are told, that two fishermen simply drop their nets, leave the past behind, and follow Jesus toward a new life, a new pilgrimage. We pray to know this Jesus better, and to have deeper insight into the attractiveness of His call. We also beg for a growing desire to be with Jesus, so that an important criterion in my life choices will become less “what would please me,” but rather “what will help me to walk with and to become like Jesus.” Much will be asked of the King’s followers. There will be the challenge to discover “the one thing necessary” and the “one thing more.” Pondering these challenges, I pay attention to the interior movements that are taking place within me during this pilgrimage. Do I know where I am headed? Does this matter to me?

Scripture:

Luke 9:57-62. I pray not to be a half-hearted follower of Jesus.

Luke 10: 1-9. After this the Lord appointed seventy others, and sent them on ahead of Him.

Luke 10:38-41. Jesus says to me: “One thing alone is required.” My challenge is to include both “Martha and Mary” in my life, as I become the contemplative-in-action whose work for the Lord is animated by constant intimacy with Him.

Mark 10:17-27. As Jesus looks with love on a good man whose life has been a

model of goodness and fidelity, Jesus challenges him - as He also challenges me — with these words: “There is one thing more you must do.” I know what He said to the man in the gospel. I listen now as Jesus tells me in my own heart what one thing more is asked of me.

Final Colloquy: Make a summary of your thoughts in this time of prayer, speaking to Jesus as one friend does with another. Open your heart to Him about what you have discovered within during this pilgrimage. As you are able, invite Jesus to accept you under His banner. End with the “Our Father”.

Comments

Leave a Reply

Your email address will not be published. Required fields are marked *

Comment *

Name *

Email *

Website

Δ

[No difficulties for cyclists](#)

Zaragoza (El Pilar): Km 0.

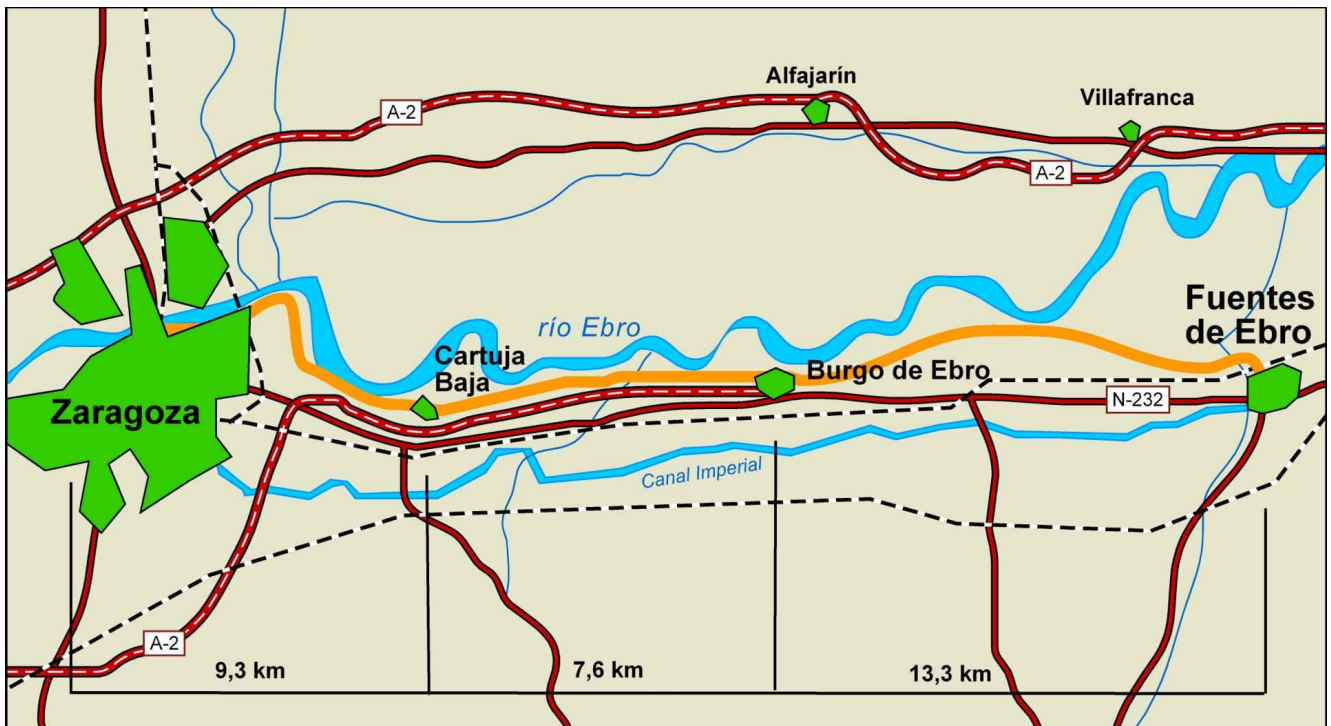
Cartuja Baja: Km 9,3.

Burgo de Ebro: Km 16,9.

Fuentes de Ebro: Km 30,2.

Trail

Step's sketch



Altimetry



The weather in Fuentes de Ebro


[View trail in wikiloc](#)


[download gps](#)


[download for MapOut](#)


Galery


Step's photos


























































[previous step](#)

[next step](#)